

**AMAR HI-TECH ENGINEERING  
INDUSTRIES PVT. LTD.**



**Stallion** PRO



*DESIGNED TO WIN*

**SAFETY & INSTRUCTION MANUAL FOR  
PX SERIES PUMP ACTION**

**READ THE INSTRUCTIONS AND WARNING  
CAREFULLY BEFORE USING THE FIREARM**

INDEXING & WARNING.....	01
MESSAGE FROM CEO DESK.....	02
INTRODUCTION TO STALLION PUMP ACTION.....	03
HISTORY & COMPANY PROFILE.....	04
COMPANY PROFILE.....	05
WHAT WE DO.....	06
ABOUT THE GROUP, MISSION & VISION.....	07
QUALITY POLICY.....	08
GUN SAFETY RULES.....	09
SAFETY MECHANISM INSTRUCTIONS.....	10
LOADING & UNLOADING INSTRUCTIONS.....	11
FIRING INSTRUCTIONS.....	12
EXPLODED VIEW.....	13-18
CHOKE TUBES & CLEANING.....	19
MAINTENANCE & SERVICE AGREEMENT.....	20
WARRANTY CARD.....	21
STATEMENT OF LIABILITY & SPECIFICATION.....	22

## WARNING

READ THESE INSTRUCTIONS AND WARNINGS CAREFULLY. BE SURE YOU UNDERSTAND THESE INSTRUCTIONS AND WARNINGS BEFORE USING THIS FIREARM. FIREARMS CAN BE DANGEROUS AND CAN POTENTIALLY CAUSE SERIOUS INJURY, DAMAGE TO PROPERTY OR DEATH, IF HANDLED IMPROPERLY.

### IMPORTANT:

Before it left the factory this firearm was tested, carefully inspected and packaged. AMAR HI-TECH ENGINEERING INDUSTRIES PVT. LTD. cannot control product handling after it leaves the factory. Therefore, please examine this firearm carefully at the time of purchase to insure that it is unloaded and undamaged. The dealer will be pleased to assist you in making this examination and will endeavour to answer any question you may have. This instruction manual should always accompany this firearm. When you lend, give or sell this firearm, be sure this manual goes with it.



**AMAR NATH BHARGAV**  
*CEO*

**AMAR HI-TECH**  
ENGINEERING INDUSTRIES PVT. LTD.

### **Dear Valued Customer,**

As the CEO of our firearms manufacturing company, I would like to take this opportunity to thank you for choosing our product. Our team has put in a tremendous amount of hard work and efficiency in the production of the firearms that you have purchased, and we are proud to have delivered you a product of the highest quality.

We take great pride in our commitment to excellence, and our goal is to provide you with peace of mind and confidence in your purchase. Our team adheres to the highest standards of safety and quality, ensuring that every single firearm is thoroughly tested and inspected prior to leaving our facility.

We also understand that your satisfaction with our product does not end with the purchase. Our commitment to you goes beyond the initial sale, and we are dedicated to providing you with exceptional customer service and support throughout the lifetime of your firearm. If you ever have any questions or concerns about your product, please don't hesitate to contact us, and we will do everything in our power to resolve any issues as quickly and efficiently as possible. You can contact me directly on my e-mail id in case of any suggestions, feedback or issues and I will try be level best to reply you positively in time.

Once again, we would like to express our sincere gratitude for choosing our firearms, and we hope that you enjoy many years of safe, reliable, and enjoyable use with your new firearm.

Sincerely,

**AMAR NATH BHARGAV**

CEO OF (AMAR HI-TECH ENGINEERING INDUSTRIES PVT. LTD.) Email-[ceo@amarhitech.com](mailto:ceo@amarhitech.com)

Introducing the Stallion Pump Action Shotgun - a superior quality firearm that combines sleek design with unmatched functionality. Perfect for a wide range of shooting applications, this shotgun is ideal for defence and shooting , making it the perfect addition to any gun enthusiast's collection.

The pump actions from Amar Hitech Engineering Industries Private Limited are reliable and durable 12 gauge pump action shotguns, designed for high-performance in the field. These shotguns have a caliber of 12 gauge and a chamber length of 70/76 mm, making them ideal for a wide range of shooting activities. Featuring a magazine capacity of 7+1 rounds, the pump action shotguns are capable of handling a variety of shooting scenarios with ease. Whether you're using the gun for self defence or engaging in recreational shooting activities, these shotguns provide reliable and consistent performance.

The Stallion Pump Action Shotgun is built to withstand the toughest conditions, ensuring reliable and consistent performance in any situation. Constructed with high-quality materials and precision engineering, these shotguns are built to last. The stallion pump action are easy to handle and operate, with a smooth pump action that allows for quick and easy reloading. This firearm boasts a durable design made from premium quality materials, with a hardwood or fiber stock and forend, and a nickel chrome that exudes elegance. At the heart of this shotgun is a sleek and powerful pump-action mechanism that delivers smooth and effortless cycling for quick follow-up shots.


With a capacity of 7+1, the Stallion Pump Action Shotgun is designed to handle anything you throw at it. Whether you're defending your home or shooting in the range, this firearm delivers exceptional power and performance with every shot.

In addition to its advanced features, the Stallion Pump Action Shotgun is incredibly easy to operate, making it the perfect choice for both novice and experienced gun owners. Its ergonomic design ensures a comfortable and secure grip, while its lightweight design makes it easy to carry and maneuver.

Overall, the Stallion Pump Action Shotgun is a reliable, high-quality firearm that offers versatility, durability, and unbeatable performance. Whether you're looking for a defensive weapon or the perfect shooting shotgun, the Stallion Pump Action Shotgun is the perfect choice.

## HISTORY

Amar Hi-tech Engineering Industries Private Limited is a firearms manufacturing company based in India. The company was established in the year 2016 and is a part of the AVBHARGAV Group of Companies which has a strong foot in the Arms Industry since 1958. The company is licensed by the Ministry of Home Affairs, New Delhi, to manufacture firearms of different calibers both for Civil as well as Defence. The AVBHARGAV Group of Companies was founded by Late Sh. Dogar Nath



Bhargav in the year 1958. Late Sh. Dogar Nath Bhargav hailed from Pallandri, which is now a part of Pakistan Occupied Kashmir, he later came to Jammu as a refugee and started working as an apprentice in a small gun manufacturing company in the year 1952. After gaining experience in the industry, he founded Bhargav Arms Company in the year 1958 and started manufacturing single-barrel shotguns. Bhargav Arms Company has since grown to become a leading manufacturer of shotguns in India. In the year 1972, Sh. Amar Nath Bhargav, the eldest son of Late Sh. Dogar Nath Bhargav, joined the family business and diversified the arms business to arms wholesale and retail. Under his leadership, the AVBHARGAV Group emerged as one of the leading business groups in the weapon industry in India. Today, the AVBHARGAV Group manufactures all kinds of Shotguns, including Pump Action , Semi-automatic, Handguns, (Revolvers & Pistols) and other products through its 3 manufacturing plants located at Jammu (J&K) and Kandrori (H.P.).

## COMPANY PROFILE

Amar Hi-Tech Engineering Industries Private Limited, a part of the AVBHARGAV Group, is a reputable firearms manufacturing company based in Kandrori, Himachal Pradesh, India. With a rich heritage spanning over 65 years in the industry, we have established ourselves as a leading manufacturer of Shotguns and Handguns (Revolvers & Pistols). Our commitment to innovation, superior quality, and customer satisfaction sets us apart in the market.

### PRODUCT RANGE:

At Amar Hi-Tech, we take pride in our diverse range of firearms, designed and manufactured to the highest standards. Our product lineup includes:

**1. Shotguns:** We specialize in producing high-quality shotguns suitable for various applications, including sport shooting, and self-defence. Our shotguns are known for their reliability, accuracy, and ergonomic designs.

2. Handguns: Our range of handguns combines precision engineering with advanced features, providing exceptional performance and user-friendly operation. From compact handguns to full-size models, we offer a comprehensive selection to meet different preferences and requirements.

**Research and Development (R&D) Facility:** Amar Hi-Tech is dedicated to continuous innovation and product development. Our state-of-the-art R&D facility is equipped with advanced technologies and staffed by a team of experienced engineers and designers. Through extensive research and rigorous testing, we constantly strive to enhance the performance, reliability, and safety features of our firearms. This commitment to innovation ensures that our customers receive cutting-edge products that exceed their expectations.

**Infrastructure:** Our manufacturing plants in Kandrori, Himachal Pradesh, boast modern infrastructure and adhere to stringent quality control measures. Our facilities are equipped with advanced machinery and production lines, enabling us to meet the growing demands of the market while maintaining superior quality standards. We follow industry best practices and strict compliance with safety regulations to ensure the highest level of precision, craftsmanship, and reliability in every firearm we produce.

Amar Hi-Tech Engineering Industries Private Limited, backed by the AVBHARGAV Group's extensive experience, is a trusted name in the firearms industry. Our commitment to excellence, customer satisfaction, and continuous improvement is reflected in our diverse product range, cutting-edge R&D facility, and advanced manufacturing infrastructure. We are dedicated to providing firearms that meet the highest standards of performance, reliability, and safety. Whether you are a professional shooter, an enthusiast, or a security-conscious individual, our firearms are designed to deliver an exceptional shooting experience.

### WHAT WE DO:

At Amar Hi-Tech Engineering Industries Private Limited, we are committed to delivering exceptional firearms solutions with a focus on precision manufacturing, superior craftsmanship, and customer satisfaction. Here is an overview of our core services:

**1. Weapon Manufacturing:** We specialise in the manufacturing of high-quality weapons. Our skilled team of craftsmen and engineers work diligently to produce firearms that meet the highest industry standards. From design to production, we employ advanced manufacturing techniques, state-of-the-art machinery, and stringent quality control measures to ensure the utmost precision, reliability and performance in every weapon we create.

**2. Research and Development:** Innovation is at the forefront of our operations. Our dedicated research and development team continually explores new technologies, materials, and manufacturing processes to enhance our rifle offerings. Through rigorous testing and continuous improvement, we strive to incorporate the latest advancements in firearm design and functionality, ensuring our customers have access to cutting-edge products.

**3. Compliance and Safety:** As a responsible firearms manufacturer, we prioritise compliance with all relevant laws, regulations, and safety standards. We adhere to strict protocols throughout our manufacturing processes to ensure the safety and reliability of our weapons. Our commitment to compliance extends to educating our customers on responsible firearm ownership, safe handling practices, and proper storage and transportation guidelines.

**4. Quality Assurance:** We have implemented robust quality assurance measures to guarantee the highest level of craftsmanship and performance in our weapons. Every firearm undergoes rigorous testing, including accuracy, functionality, and reliability assessments, to ensure it meets our stringent quality standards. By adhering to these rigorous testing protocols, we instill confidence in our customers that each weapon they purchase from us is of exceptional quality.

**5. Customer Support:** We value our customers and strive to provide outstanding support throughout their firearms ownership experience. Our dedicated customer support team is readily available to address inquiries, offer technical assistance, and provide guidance on our products. We believe in building long-term relationships with our customers by delivering prompt, reliable, and personalised customer service.

Amar Hi-Tech Engineering Industries Private Limited is dedicated to manufacturing superior weapons and providing a positive customer experience. With our expertise in precision manufacturing, ongoing research and development efforts, stringent compliance with safety regulations, rigorous quality assurance measures, and a strong commitment to customer support, we aim to be the trusted provider of high-quality firearms. We are passionate about delivering reliable, accurate, and performance-driven rifles that meet the needs of shooters, hunters, and firearm enthusiasts.

## ABOUT AVBHARGAV

The AVBHARGAV Group of Companies was founded in 1958 by Late Sh. Dogar Nath Bhargav as Bhargav Arms Company. Over the years, the group has grown to become a diversified conglomerate with interests in several industries, including construction, logistic and manufacturing with Firearms Manufacturing as its core line of business.

The AVBHARGAV Group's manufacturing division includes several companies, including Amar Hi-tech Engineering Industries Private Limited where they manufacture Firearms of world standard. In the weapon Industry the Group covers all the 3 aspects of the an Industry i.e Manufacturing , Wholesale and retail and have many company owned Arms Shops in the State of Jammu and Kashmir to sell their weapon. Apart from this they have a huge distribution network all over India to make their product available at every corner of the Country. The group's manufacturing companies are committed to producing high-quality products using the latest technology machines and equipment, and are focused on meeting the needs of customers in India and around the world. The group's other divisions are similarly focused on delivering quality and innovation in their respective industries. The AVBHARGAV Group is committed to creating value for its stakeholders through innovation, quality, and excellence.

## Our Mission?

**Mission:** Our mission is to provide our customers with the highest quality and most reliable defense and civilian weapons in the world. We strive to deliver superior products that meet the needs and exceed the expectations of our customers, while maintaining the highest standards of safety, performance, and quality.

## Our Vision?

Our vision is to be the leading weapon manufacturing company in the world, known for our commitment to excellence in everything we do. We aim to create state-of-the-art weapons that inspire confidence and trust in our customers, while also contributing to the safety and security of our nation and the global community.

### **We are committed to:**

1. Continuously improving our products through innovation and research and development.
  2. Providing exceptional customer service and support.
  3. Adhering to the highest safety and quality standards in the industry.
  4. Maintaining an unwavering commitment to ethics and integrity in everything we do.
  5. Contributing to the safety and security of our nation and the global community.
  6. Empowering our employees to be the best they can be through training and development.
- By fulfilling our mission and living up to our vision, we will continue to be a trusted and respected company in the weapon manufacturing industry, delivering unparalleled value to our customers and making a positive impact on the world around us.

At our company, we believe that quality is the foundation of our business. We are committed to produce the highest quality shotguns that meet or exceed our customers' expectations. We will achieve this by:

1. Meeting all applicable regulatory requirements and achieving the highest level of product safety and performance standards.
2. Continually improving our products and processes through ongoing research and development.
3. Maintaining a highly skilled staff, using state-of-the-art technology, and applying the best manufacturing practices to produce products of the highest quality.
4. Providing excellent customer service and support, exceeding our customers' expectations.
5. Establishing and maintaining a culture of quality through training and empowerment of all employees.
6. Ensuring that our suppliers meet our high-quality standards and use only the best materials, parts, and components.
7. Continuously monitoring and measuring our performance to identify areas for improvement and ensure that we meet our quality objectives.

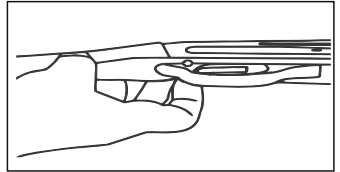
By adhering to the above quality policy, our shotgun customers can be confident that they will receive a reliable, safe, and high-quality product that meets or exceeds their expectations. We are committed to provide exceptional value and quality to our customers, and it is our pledge to deliver on this quality policy.

1. Always keep the muzzle pointed in a safe direction. Watch the muzzle at all time, never point a gun accidentally or intentionally, at any person or anything you do not intend to shoot. Identify the target before shooting, do not shoot at sounds.
2. Always treat a gun as if it is loaded-it may be!
3. Keep your finger off the trigger while operating the action and at all other times until you are ready to shoot.
4. Keep the safety “on” or in the “safe” position at all times until you are ready to fire. Do not rely on your gun’s safety , safety on any gun is a mechanical device and is not intended as a substitute for common sense or safe gun handling.
5. Learn how your gun functions and handles. If you do not understand the proper use and care of your gun, seek the advice of someone who is knowledgeable.
6. Do not alter or modify any part of the firearm.
7. Store guns unloaded, separate from any ammunition, and out of the reach of children.
8. Be sure the barrel is clear of any obstructions before loading. Make it a habit to check the barrel every time before loading.
9. Be sure you have and use the proper ammunition. A 20 gauge shell will enter a 12 gauge chamber far enough so that a 12 gauge shell can be loaded behind it. Also, a 3 inch shell may fit into a 2 3/4 inch chamber, but the crimp at the mouth of the shell will unfold into the forcing cone. If either of these thing occur and you fire the gun, the gun will explode, damaging the gun and possibly causing serious injury or death to you and those around you.
10. Wear Protective shooting glasses and adequate ear protection when shooting.
11. Never climb or jump over anything, such as a tree fence, or ditch, with a loaded gun open the barrel, remove the shells and hand the gun to someone else or place it on the ground on the other side of the obstacle before crossing it yourself. Do not lean a gun against a tree or other object. It could fall and possibly discharge.
12. Do not shoot at a hard surface or at water. Bullet and shot can ricochet or bounce off and travel in unpredictable directions with great velocity.
13. Never transport a loaded gun. Do not place a loaded gun into a vehicle. The gun Should be unloaded and placed into a case when not in use.
14. Never drink alcoholic beverages before or during shooting.

## Safety Mechanism Instructions:-

**Introduction:** The safety mechanism on your pump-action shotgun is an important feature that can help prevent accidental or unintentional discharge. Understanding how to properly use the safety is essential for safe and responsible gun ownership.

**Safety Location and Purpose:** The safety mechanism is located behind the trigger and is designed to prevent the trigger mechanism from being activated. When properly engaged, the safety mechanism blocks the trigger and prevents the gun from firing.



**Engaging the Safety:** To engage the safety, push the safety button from the left side of the gun so that it protrudes from the right side of the gun and the red band marking is not visible.

**Disengage the Safety:** To disengage the safety and prepare to fire the gun, press the safety button from the right side of the gun so that it protrudes from the left side of the gun and the red band marking is visible.

**Storage and Transportation:** When storing or transporting your shotgun, always ensure that it is unloaded and that the safety is engaged. Consider using a gun lock or other secure storage device to prevent unauthorized access.

**Conclusion:** By understanding and properly using the safety mechanism on your pump-action shotgun, you can help ensure safe and responsible gun ownership. Always keep the safety engaged when the gun is not being used for shooting, and practice safe gun handling at all times.

### **WARNING:-**

**Safety Limitations:** It is important to remember that the safety mechanism is a mechanical device and is not foolproof. Never rely solely on the safety to prevent accidental or unintentional discharge. Always practice safe gun handling, keep the muzzle pointed in a safe direction, and keep the safety engaged when the gun is not being used for shooting.

**Red Band Marking:** The red band marking on the safety button indicates whether the safety is engaged or disengaged. When the red band is not visible, the safety is engaged and the trigger mechanism is blocked. When the red band is visible, the safety is disengaged and the gun is ready to fire.

**LOADING INSTRUCTIONS:-**

1. Begin by making sure the shotgun is completely unloaded and pointed in a safe direction.


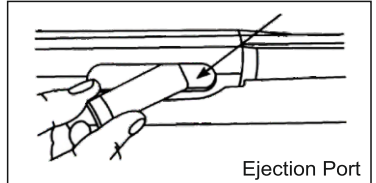
2. Engage the safety before proceeding with loading.

3. To load a single round, open the action by pressing the unloading latch Part A19 and pulling the forend backwards.

Place one round into the chamber, ensuring it is seated properly. Push the forend forward to close the action.

4. To load multiple rounds, place one round into the chamber as described above. Then, push additional rounds upward the carrier lifter so they enter the magazine tube. Continue doing this until the magazine tube is full or you have loaded the desired number of rounds.

5. Always keep the shotgun pointed in a safe direction and keep the safety engaged until you are ready to fire. Keep your finger away from the trigger until you have aimed at your intended target and are ready to shoot.

**UNLOADING INSTRUCTIONS:-**

1. Always ensure the shotgun is pointed in a safe direction.

2. Engage the safety before proceeding with unloading.

3. Press the unloading latch button to open the action.

4. Pull the forend back and then push it forward to extract any rounds from the chamber and the magazine tube. Keep doing this until all rounds have been removed.

5. Visually inspect the chamber and magazine tube to ensure they are empty before storing the shotgun.

**WARNING:-**

1. Never assume that the gun is unloaded, always double-check to ensure it is completely empty.

2. Always handle the firearm carefully and responsibly during the unloading process, making sure that you don't accidentally discharge the firearm.

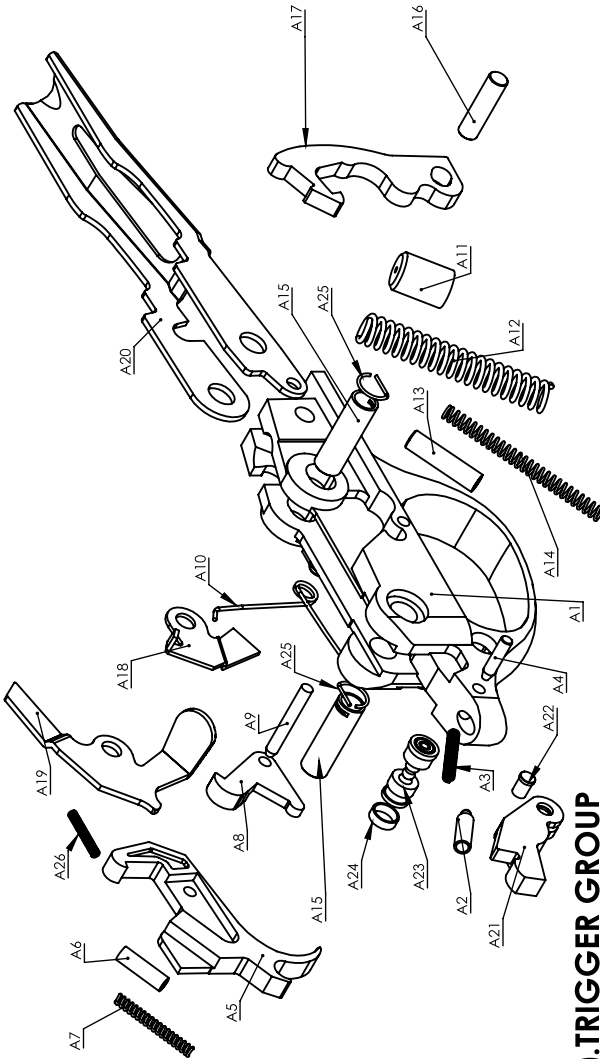
## FIRING INSTRUCTIONS:-

Here are some refinements to your firing instructions:

1. Always ensure that the shotgun is unloaded and pointed in a safe direction before handling it.
2. Load the ammunition as per the loading instruction.
3. Engage the safety switch before handling the shotgun and keep it engaged until you are ready to fire.
4. Firmly grip the shotgun with both hands, ensuring that your fingers are not near the trigger.
5. Aim the shotgun at your intended target.
6. To fire the shotgun, press the safety switch from the right side to turn it off.
7. Squeeze the trigger to fire the shotgun.
8. After firing, immediately engage the safety switch and eject the shell by moving the forend backward and forward.
9. If you do not wish to fire more rounds and your chamber is loaded with a new cartridge after firing, follow the unloading instructions to unload your weapon.

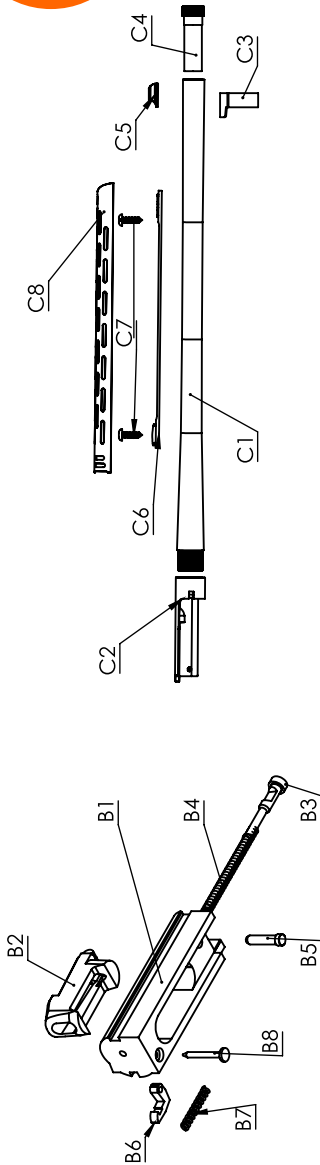
### **WARNING:-**

1. Always wear appropriate eye and ear protection when shooting the shotgun.
2. Never point the shotgun at anything you do not intend to shoot. Always be aware of your surroundings and ensure that there are no people or animals in the vicinity before firing.



## (A). TRIGGER GROUP

PART CODE	PART NAME	QTY.	PART CODE	PART NAME	QTY.
A1	TRIGGER GROUP	1	A14	CARTRIDGE LIFTER CAPSULE SPRING	1
A2	SAFETY CAPSULE	1	A15	TRIGGER GROUP CAPSULE	2
A3	SAFETY CAPSULE SPRING	1	A16	HAMMER PIN	1
A4	SAFETY PIN	1	A17	HAMMER	1
A5	TRIGGER	1	A18	UNLOADING LATCH (A)	1
A6	INTERNAL SAFETY SPRING CAPSULE	1	A19	UNLOADING LATCH(B)	1
A7	INTERNAL SAFETY CAPSULE SPRING	1	A20	CARTRIDGE CARRIER	1
A8	INTERNAL SAFETY	1	A21	CARTRIDGE LIFTER	1
A9	TRIGGER PIN	1	A22	CARTRIDGE LIFTER PIN	1
A10	UNLOADING LATCH SPRING	1	A23	SAFETY	1
A11	HAMMER PIN CAPSULE	1	A24	SAFETY RING	1
A12	HAMMER SPRING	1	A25	TRIGGER GROUP CAPSULE SPRING	2
A13	CARTRIDGE LIFTER CAPSULE	1	A26	TRIGGER SPRING	1

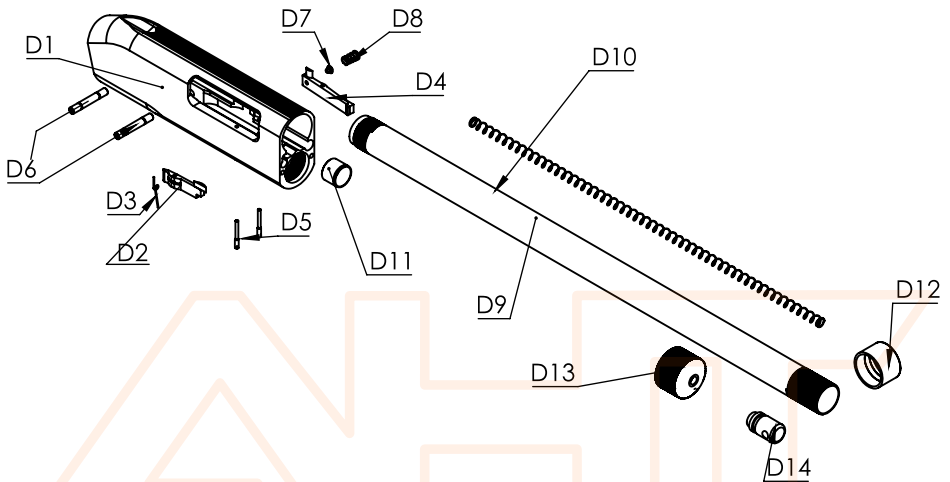


## (C). BARREL ASSEMBLY

PART CODE	PART NAME	QTY.
C1	BARREL	1
C2	BARREL LUG	1
C3	BARREL RING	1
C4	CHOKE	1
C5	OPEN SIGHT	1
C6	RIB	1
C7	RIB SCREW	2
C8	BARREL GUARD	1

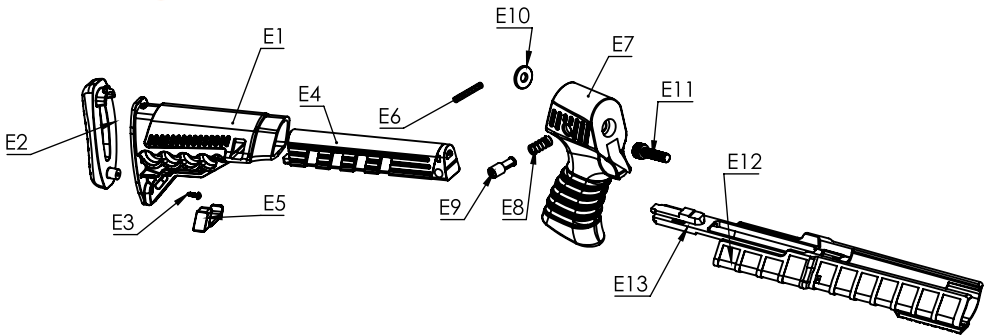
## (B).BOLT ACTION ASSEMBLY

PART CODE	PART NAME	QTY.
B1	BOLT ACTION	1
B2	LOCKING BLOCK	1
B3	FIRING PIN	1
B4	FIRING PIN SPRING	1
B5	FIRING PIN HOLDER	1
B6	EXTRACTOR	1
B7	EXTRACTOR SPRING	1
B8	EXTRACTOR SPRING PIN	1



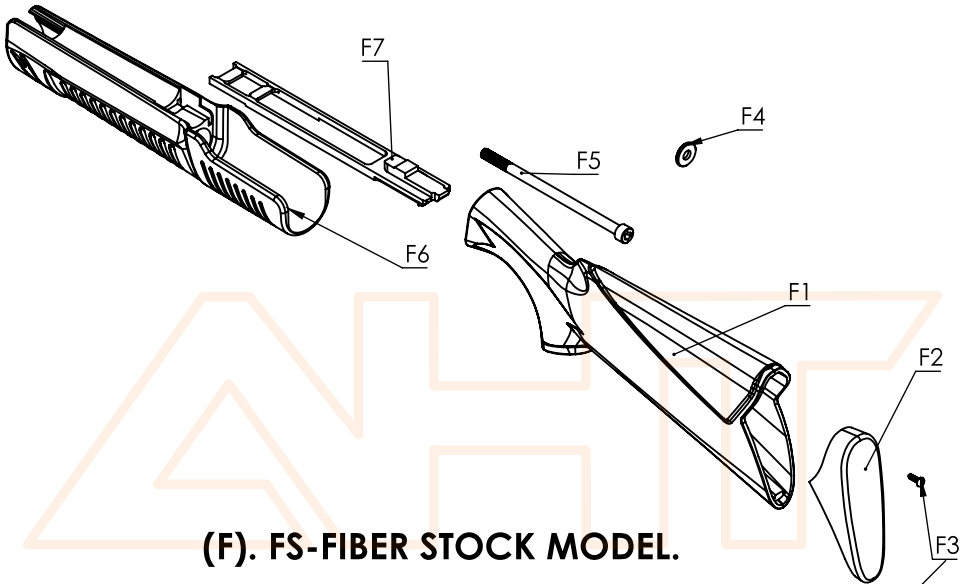
## (D).RECEIVER ASSEMBLY

PART CODE	PART NAME	QTY.
D1	RECEIVER	1
D2	CARRIER LATCH	1
D3	CARRIER LATCH SPRING	1
D4	CARTRIDGE HOLDER	1
D5	CARRIER LATCH PIN	2
D6	RECEIVER CAPSULE PIN	2
D7	CARTRIDGE HOLDER BUTTON	1
D8	CARTRIDGE HOLDER BUTTON SPRING	1
D9	MAGZINE TUBE	1
D10	MAGZINE SPRING	1
D11	CARTRIDGE EJECTOR PLUG	1
D12	MAGZINE SPRING STOPPER	1
D13	MAGZINE UPPER CAP	1
D14	BELT HOLDING RING	1



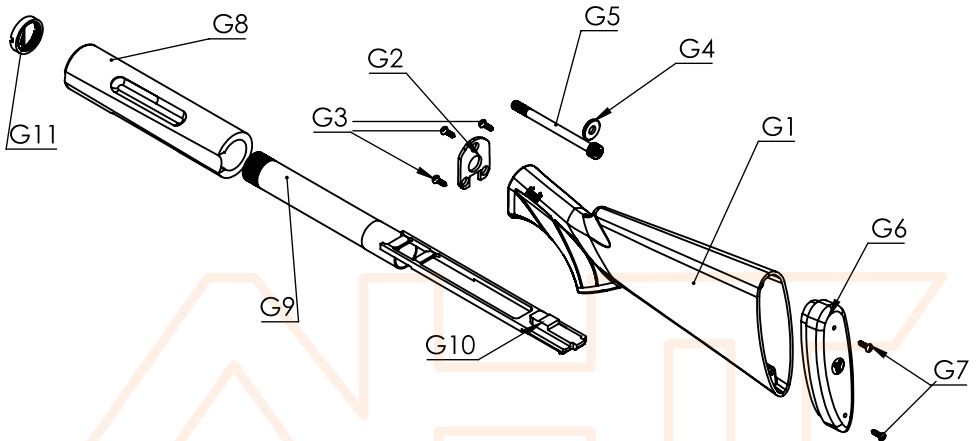
## (E). AS-ADJUSTABLE STOCK MODEL.

PART CODE	PART NAME	QTY.
E1	STOCK	1
E2	TELESCOPIC RECOIL PAD	1
E3	RECOIL PAD SCREW	1
E4	EXTENDER	1
E5	EXTENDER SIDE BUTTON	1
E6	EXTENDER SIDE BUTTON SPRING	1
E7	GRIP	1
E8	EXTENDER LOCK SPRING	1
E9	EXTENDER LOCK	1
E10	STOCK BOLT WASHER	1
E11	STOCK BOLT	1
E12	FOREND	1
E13	SLIDING BAR	1



**(F). FS-FIBER STOCK MODEL.**

PART CODE	PART NAME	QTY.
F1	STOCK	1
F2	RECOIL PAD	1
F3	RECOIL PAD SCREW	2
F4	STOCK BOLT WASHER	1
F5	STOCK BOLT	1
F6	FOREND	1
F7	SILDING BAR	1



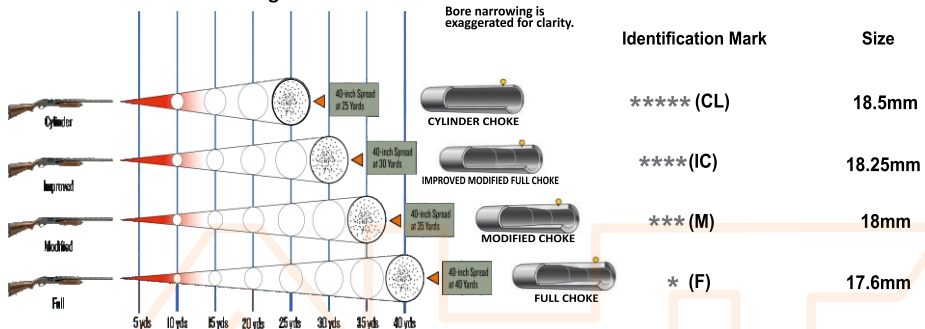
**(G). WS- WOODEN STOCK MODEL.**

PART CODE	PART NAME	QTY.
G1	WOODEN STOCK	1
G2	WOODEN STOCK SHIM	1
G3	WOODEN STOCK SHIM SCREW	3
G4	STOCK BOLT WASHER	1
G5	STOCK BOLT	1
G6	RECOIL PAD	1
G7	RECOIL PAD SCREW	2
G8	WOODEN FOREND	1
G9	FOREND LOCK TUBE	1
G10	SILDING BAR	1
G11	LOCK RING	1

## USAGE OF CHOKETUBES

The choke controls how open or tight the pattern of the shot will be. The chart below lists the chokes available (from open to tight) and the corresponding marks that indicate the specific choke.

### Effect of choke on shot string at various Distances



### Reference of Choke Sizes :

* F	** IM	*** M	***** IC	***** CL
17.6 mm	17.85 mm	18 mm	18.25 mm	18.5 mm

### WARNING:-

Never Fire your gun or run cleaning tools through a barrel that uses a choke tube without having a choke installed. The threads of the choke tube and the internal threads of the barrel should be cleaned after each use and before installation. To install a tube, insert the tube into the top of the barrel and tighten with your fingers. Once the tube is finger tightened, tighten the rest of the way with the appropriate choke tube wrench provided with the weapon. DO NOT over tighten or forcefully tighten with the wrench.

**NOTE: KINDLY USE SLUG CARTRIDGE ABOVE 18.25 MM CHOKE AND NEVER FIRE THE GUN WITHOUT CHOKE AS IT WILL DAMAGE THE THREADS OF THE BARREL**

### CLEANING

1. Always ensure the firearm is unloaded before cleaning.
2. Disassemble the shotgun according to the manufacturer's instructions.
3. Clean the bore and chamber using a bore brush, solvent, and cleaning patches. Run the bore brush back and forth through the chamber and bore several times, then run a cleaning patch through the bore to remove any residue.
4. Clean the action and other parts with a cleaning solvent and a soft-bristled brush. Be sure to remove any dirt, debris, or fouling from all parts of the gun.
5. Dry all parts thoroughly with a clean, dry cloth.
6. Apply a light coat of gun oil or lubricant to all metal parts to prevent rust and ensure smooth operation.
7. Reassemble the shotgun according to the manufacturer's instructions.
8. If your gun is equipped with choke tubes, do not use brass brush to clean the barrels without having a choke tube installed.

Barrel that utilize choke tubes must also have the choke tubes removed to clean and oil the threads inside the barrel and the choke tubes themselves. This will protect the threads and prevent dirt build up that can cause tubes to become difficult to remove.

## MAINTENANCE

1. Regularly inspect the shotgun for signs of wear, damage, or malfunction.
2. Keep the shotgun clean and dry, and store it in a safe, secure location.
3. Check the shotgun's screws, bolts, and other fasteners periodically to ensure they are tight and secure.
4. Replace any worn or damaged parts as soon as possible.
5. After extended periods of heavy use, your gun should be taken to a qualified gunsmith to have the action disassembled for professional cleaning and lubrication.
6. Care for your wood stock and forearm the same way you would a piece of furniture with the same finish.

## SERVICE AGREEMENT AND LIMITED WARRANTY

AMAR HI-TECH ENGINEERING INDUSTRIES PVT. LTD. agrees to service its products free of charge for defects in materials and workmanship in accordance with the service agreement listed below. The obligation of AMAR HI-TECH ENGINEERING INDUSTRIES PVT. LTD. under this agreement is limited to the repair or replacement of unserviceable part and does not cover any incidental or consequential damages. Other than the express warranty contained herein stallion makes no warranties, express or implied. AMAR HI-TECH ENGINEERING INDUSTRIES PVT. LTD. will repair or replace any unserviceable part (s) for one (1) year from the date of purchase and further will supply free parts (Wood not included) for an additional four (4) years in accordance with the above warranty statement provided your firearm had not been altered, abused, willfully damaged, or damaged by over pressure ammunition. This agreement is not transferable; its benefits apply only to the original purchaser. To obtain free service during the time this agreement is in effect, make sure your firearm is unloaded, and send it to AMAR HI-TECH ENGINEERING INDUSTRIES PVT. LTD. This agreement and the warranties contained here in are void if your copy of warranty card is not received through email on [info@amarhitech.com](mailto:info@amarhitech.com) or by Postal address of AMAR HI-TECH ENGINEERING INDUSTRIES PVT. LTD. within 30 days from the date of purchase



# WARRANTY CARD

PURCHASER NAME \_\_\_\_\_

ADDRESS \_\_\_\_\_

CITY \_\_\_\_\_ STATE \_\_\_\_\_ PIN CODE \_\_\_\_\_

PHONE \_\_\_\_\_ PURCHASE DATE \_\_\_\_\_

DEALER NAME \_\_\_\_\_

DEALER ADDRESS \_\_\_\_\_

DEALER SIG. \_\_\_\_\_ CUSTOMER SIG. \_\_\_\_\_

Please sign and send the copy of the warranty card by email to [info@amarhitech.com](mailto:info@amarhitech.com) or by post to the address AMAR HI-TECH ENGINEERING INDUSTRIES PVT. LTD. UNIT-1 PLOT NO. 4 GREENFIELD INDUSTRIAL AREA, MALOT, KANDRORI TEHSIL INDORA DISTRICT KANGRA, HIMACHAL PRADESH 176402.

## IMPORTANT WARRANTY INFORMATION

### THIS IS HOW YOU VOID YOUR WARRANTY

- ★ Refinishing Your Stallion Firearm.
- ★ Misuse, Mishandling, Dropping your Stallion Firearm.
- ★ Firing Remanufactured or Reloaded Ammunition.
- ★ Not properly reassembling your Stallion Firearm resulting in damage.
- ★ Any addition of after market parts.
- ★ Unauthorized repairs done by any other than AMAR HI-TECH ENGINEERING IND. PVT. LTD.

WE RESERVE THE RIGHT TO CHARGE FOR LABOUR, PARTS AND SHIPPING TO RETURN YOUR STALLION FIREARM BACK TO FACTORY SPECIFICATIONS IF IT HAS BEEN ALTERED.

## STATEMENT OF LIABILITY

This Shotgun is classified as a firearm or dangerous weapon. It is expressly understood that we assume no liability for its resale or unsafe handling under . AMAR HI-TECH ENGINEERING INDUSTRIES PVT. LTD. assumes no responsibility for physical injury or property damage resulting from either intentional or accidental discharge, or for the function of the firearm subjected to influence beyond their control. AMAR HI-TECH ENGINEERING INDUSTRIES PVT. LTD. will honour no claims which may result from careless handling unauthorized adjustment, defective or improper ammunition, corrosion or neglect. Examine your firearm carefully at the time of purchase. It should be forwarded immediately to the factory or its sales agent if any adjustment of any kind of required.

## SPECIFICATION

CALIBRE	:	12 GAUGE	
CHAMBER	:	2 <sup>3/4</sup> / 3"	70/76 MM
BARREL LENGTH	:	21"/24" /28"	533/610/711 MM
TRIGGER PULL	:	5KGF APPROX	
BARREL MATERIAL	:	CHROMIUM MOLYBDENUM STEEL 4140 AISI	
RECEIVER MATERIAL	:	7075 ALLUMINIUM	
MAGAZINE CAPACITY	:	7+1	

# AHT

ENGINEERING & CRAFTSMANSHIP



01893-293602



info@amarhitech.com



www.amarhitech.com



PLOT NO 4 GREEN FIELD INDUSTRIAL AREA, MALOT KANDRORI TEHSIL INDORA DISTT.  
KANGRA H.P. 176402

FOLLOW US:- @amarhitecheng     YouTube



SCAN ME